

WAMAIR® FP / FPX Polygonal Dust Collectors

Two WAMAIR dust collectors are shown against a blue background. The top unit is a larger model with its front door open, revealing a series of vertical, pleated filter elements. The bottom unit is a smaller model, also with its door open, showing a similar internal structure. Both units have a hopper at the bottom and a motor on top.

HIGH PERFORMANCE

VERSATILE DESIGN


CERTIFIED
ATEX version
available

available with
zero
nanofiber
filter elements

INTELLIGENT SOLUTIONS TO ALL KINDS OF DUST ISSUES

WAMAIR® is a Polygonal Dust Collector range that comes in a steel housing equipped with high performance POLYPLEAT™ or pocket-type filter elements.

WAMAIR® Dust Collectors are supplied in a stand-alone version with their own hopper range, as bin vents or fully insertable to be easily integrated into several applications such as silo venting, mechanical conveying, mixing and blending, as well as discharging through loading bellows.

The range has been designed in compliance with regulations for the manufacture of equipment for dry powder processing in several industries such as building and construction, glass, chemicals, animal feed and food processing.

WAMAIR® Dust Collectors are provided with **zero** filter media to achieve optimal performance in all kinds of dedusting applications.

Filter Elements and Filter Media

POLYPLEAT™

Pleated Elements




Available dimensions:

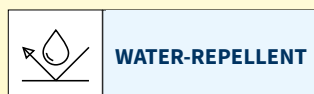
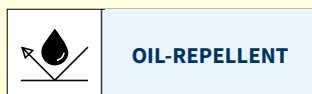
L = 20"

L = 30"

L = 36"



High Efficiency Filtration
with nanofiber deposit



Pockets

Flat Needle-Felt Elements



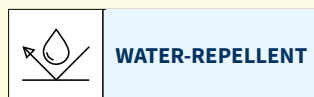
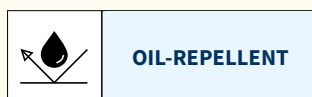
Available dimensions:

L = 20"

L = 30"

L = 39"

L = 59"



Features

DIMENSIONAL

- Air volume: 250 ~ 9,000m³/h (147 ~ 5,300 cfm)
- Filtering surface: 3 ~ 70m² (32 ~ 755 sq ft)
- Temperature range: -20°C ~ 80°C (-4°F ~ 176°F)
- Horizontal or vertical installation
- Stainless steel casing or insertable version

APPLICATIONS

- Suitable for both positive (up to 18 PSI) and negative (up to -12.6 PSI) pressure applications
- Wide range of filter elements and media, including high efficiency **zero** technology
- ATEX-versions available

MAINTENANCE

- Inspection door with captive fastening knobs for easy and safe access for filter element replacement

CLEANING SYSTEM

- High efficiency programmable compressed air cleaning system
- “Full Immersion” solenoid valves, integrated into air tank to minimise flow resistance

Options and Accessories

ATEX Certification

Available for:

- Zone 22 (Category 3D)
- Zone 21 (Category 2D)

ATEX Versions Suitable for Internal Zone 20 application

Filter Media

Available with:

EC 1935/2004 (food-grade materials)

- EU 10/2011
(food-grade plastic materials);
- EC 2023/2006
(GMP-regulation).



Presetting

for differential pressure gauge

Polygonal Hopper

Prearranged for bin, butterfly valve, rotary valve, various types of flow aids



Integrated Suction Fan

Available with:

- Choke valve
- Silencer



Electronic Control Panel

Available with:

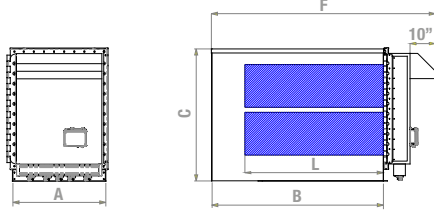
- Differential pressure meter
- Connectivity with Modbus RS485
- WiFi or GPRS module

Heating System

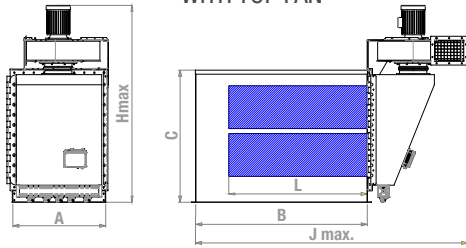
For cold environments from 0 to -4° F (not available for ATEX version)

Overall Dimensions - Horizontal Polygonal Dust Collectors

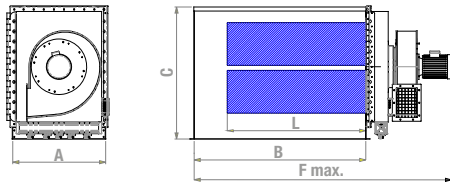
WITHOUT FAN



WITH TOP FAN



WITH SIDE FAN



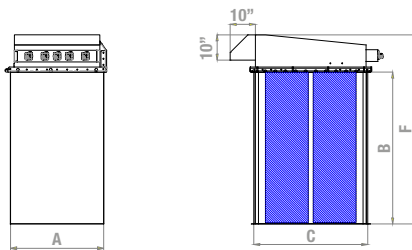
* Filtering surface area varies according to the number of filter elements

 = ATEX version available
Provided also for POLYPLEAT™ with 452 sq.ft - 603 sq.ft.
and 517 sq.ft - 753 sq.ft but related to M and S volume index

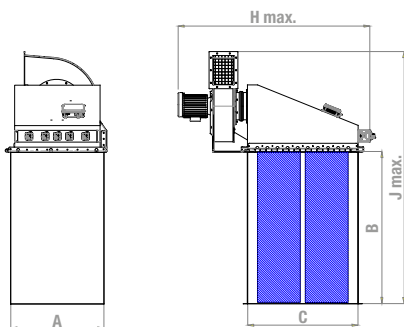
VOLUME INDEX	Filter Media Surface			Collector Body Dimensions				Without fan	With top fan	With side fan	Fan Power
	POLYPLEAT™ (ft²)	POCKET (ft²)	L (in)	A (in)	B (in)	C (in)	H (in)	F (in)	J max. (in)	F max. (in)	(HP)
1	64.58-107.63*	32.29	19.69	22.44	27.56	32.48	55.71	48.03	62.60	59.65	1 - 4
2	150.69	53.82	29.53		37.40			57.87	62.60	69.49	
3	193.75	64.58	39.37		47.24			67.72	82.28	79.33	
4		86.11	49.21		57.09			77.56	92.13	89.17	
5		96.88	59.06	33.26	27.56	32.48	59.45	87.40	101.97	99.02	1 - 7
6		53.82	19.69		37.40			48.03	64.76	63.39	
7		75.35	29.53		47.24			57.87	74.61	73.23	
8	301.39	96.88	39.37		57.09			67.72	84.45	83.07	
9		129.17	49.21	22.44	27.56	51.97	78.94	77.56	94.29	92.91	1 - 7
A		150.69	59.06		37.40			87.40	104.13	102.76	
B		64.58	19.69		47.24			48.03	64.76	63.39	
C		96.88	29.53		57.09			57.87	74.61	73.23	
D	365.97	129.17	39.37	41.93	27.56	51.97	83.86	67.72	84.45	83.07	1 - 7
E		161.46	49.21		37.40			77.56	94.29	92.91	
F		193.75	59.06		47.24			87.40	104.13	102.76	
G		96.88	19.69		57.09			48.03	71.46	64.57	
H		150.69	29.53	33.26	27.56	51.97	79.92	57.87	81.30	74.41	1.5 - 10
L	452.08-602.78*	193.75	39.37		37.40			67.72	91.14	84.25	
M		236.81	49.21		47.24			77.56	100.98	94.09	
N		301.39	59.06		57.09			87.40	110.83	103.94	
P		129.17	19.69	41.93	27.56	51.97	83.86	47.24	71.46	68.50	1.5 - 15
Q		193.75	29.53		37.40			57.87	81.30	78.35	
R	516.66-753.47*	258.33	39.37		47.24			67.72	91.14	88.19	
S		322.92	49.21		57.09			77.56	140.35	98.03	
T		387.50	59.06	41.93	27.56	71.47	110.83	47.24	110.83	107.87	4 - 15
Y		484.38	49.21		37.40			57.87	81.30	78.35	
		581.25	59.06		47.24			67.72	91.14	88.19	
U					57.09			77.56	140.35	98.03	

Overall Dimensions - Vertical Polygonal Dust Collectors

WITHOUT FAN



WITH TOP FAN



VOLUME INDEX	Filter Media Surface			Collector Body Dimensions				Without fan	With top fan	Fan Power
	POLYPLEAT™ (ft²)	POCKET (ft²)	L (in)	A (in)	B (in)	C (in)	H (in)	F (in)	J max. (in)	(HP)
1	64.58-107.63	32.29	19.69	22.44	19.69	26.38	55.31	34.06	54.72	1 - 4
2	150.69	53.82	27.56		29.53			43.90	64.57	
3	193.75	64.58	39.37		39.37			53.74	74.41	
4		86.11	49.21		49.21			63.58	84.25	
5		96.88	59.06	33.26	19.69	26.38	59.05	73.43	94.09	1 - 7
6		53.82	19.69		29.53			34.06	57.09	
7		75.35	29.53		39.37			43.90	66.93	
8	301.39	96.88	39.37		49.21			53.74	76.77	
9		129.17	49.21	22.44	19.69	46.06	78.54	63.58	86.61	1 - 7
A		150.69	59.06		29.53			73.43	96.46	
B		64.58	19.69		39.37			34.06	57.09	
C		96.88	29.53		49.21			43.90	66.93	
D	365.97	129.17	39.37	41.93	19.69	46.06	83.46	53.74	76.77	1.5 - 10
E		161.46	49.21		29.53			63.58	86.61	
F		193.75	59.06		39.37			73.43	96.46	
G		96.88	19.69		49.21			34.06	63.58	
H		150.69	29.53	33.26	19.69	46.06	79.72	43.90	73.43	1.5 - 10
L	452.08-602.78	193.75	39.37		29.53			53.74	83.27	
M		236.81	49.21		39.37			63.58	93.11	
N		301.39	59.06		49.21			73.43	102.95	
P		129.17	19.69	41.93	19.69	46.06	83.46	34.06	63.58	1.5 - 15
Q		193.75	29.53		29.53			43.90	73.43	
R	516.66-753.47	258.33	39.37		39.37			53.74	83.27	
S		322.92	49.21		49.21			63.58	93.11	
T		387.50	59.06	41.93	19.69	46.06	83.46	34.06	63.58	1.5 - 15
		484.38	49.21		29.53			43.90	73.43	
		581.25	59.06		39.37			53.74	83.27	
					49.21			63.58	93.11	

* Filtering surface area varies according to the number of filter elements

Benefits



EASY MAINTENANCE

Minimised plant downtime due to quick and easy maintenance



LOW EMISSION

Due to advanced technology **zero** filter media



COMPACT & EASY FITTING DESIGN

Different body configurations available for the same filtering surface area



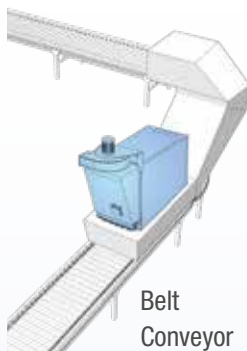
WORLDWIDE SUPPORT

Technical support and spare parts available worldwide thanks to WAMGROUP® subsidiary network

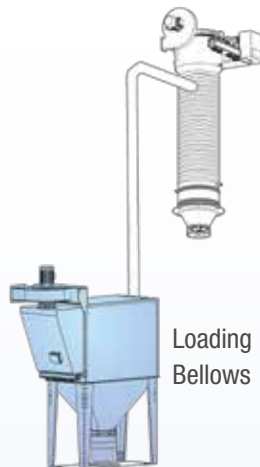


VERSATILE

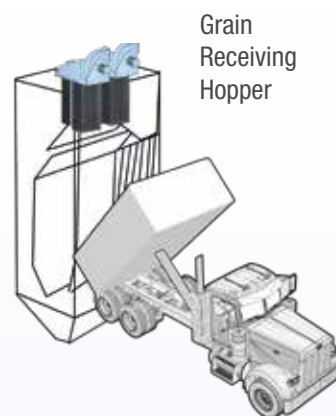
Perfectly suitable for many different technical applications:



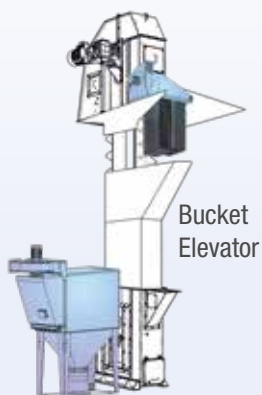
Belt Conveyor



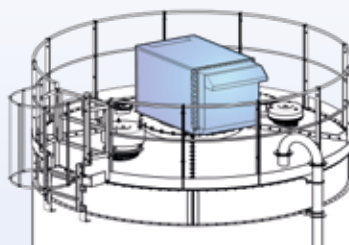
Loading Bellows



Grain Receiving Hopper



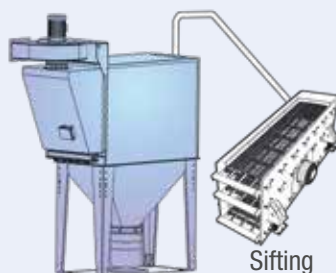
Bucket Elevator



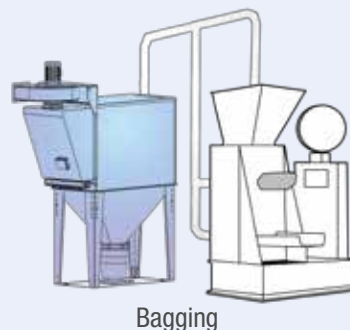
Silo Venting



Grinding and Polishing

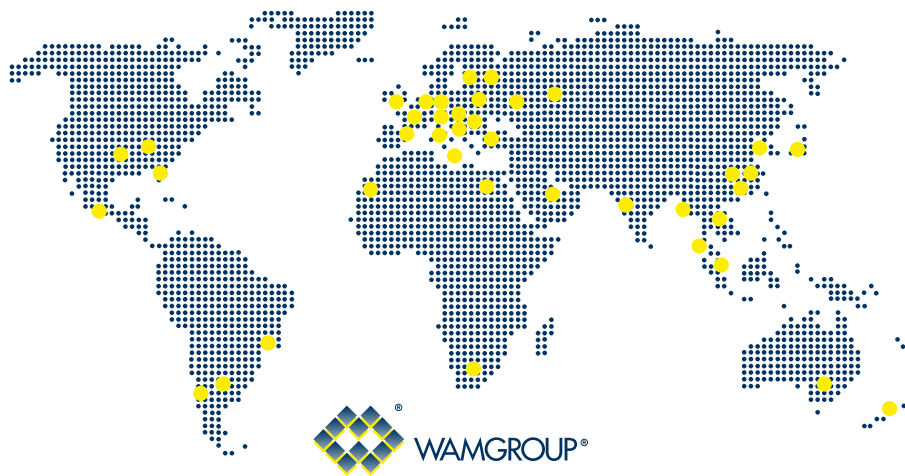


Sifting



Bagging

Application



March 2020 Rights reserved to modify technical specifications.

This brochure has been edited for distribution in European Union countries.



www.wamgroup.com